

Product datasheet

Specifications



Cam switch, Harmony K, front mounting, plastic, 4 poles, 90°, 115A, 88x88mm, marked OFF/ON

K115D004HP

⚠ Discontinued on: 1 Jan 2008

⚠ To be end-of-service on: 15 Aug 2024

⚠ Discontinued

Main

Range Of Product	Harmony K
Product Or Component Type	Complete cam switch
Component Name	K115
[Ith] Conventional Free Air Thermal Current	115 A
Product Mounting	Front mounting
Fixing Mode	4 holes
Cam Switch Head Type	With front plate 88 x 88 mm
Type Of Operator	Black handle
Rotary Handle Padlocking	Without
Presentation Of Legend	With metallic legend, OFF-ON black marking
Cam Switch Function	Switch
Return	Without
Off Position	With Off position
Poles Description	4P
Switching Positions	Right: 0° - 90°
Ip Degree Of Protection	IP40 conforming to IEC 60529

Complementary

Switching Angle	90 °
[Ui] Rated Insulation Voltage	690 V (pollution degree 3) conforming to IEC 60947-1
Rated Operational Power In W	13000 W AC-3, 380/440 V 1 phase conforming to IEC 60947-3 15000 W AC-23A, 220/240 V 1 phase conforming to IEC 60947-3 15000 W AC-3, 220/240 V 3 phases conforming to IEC 60947-3 22000 W AC-23A, 380/440 V 1 phase conforming to IEC 60947-3 30000 W AC-23A, 220/240 V 3 phases conforming to IEC 60947-3 30000 W AC-3, 380/440 V 3 phases conforming to IEC 60947-3 30000 W AC-3, 660/690 V 3 phases conforming to IEC 60947-3 3700 W AC-3, 110 V 1 phase conforming to IEC 60947-3 45000 W AC-23A, 380/440 V 3 phases conforming to IEC 60947-3 5500 W AC-23A, 110 V 1 phase conforming to IEC 60947-3 65000 W AC-23A, 660/690 V 3 phases conforming to IEC 60947-3 7500 W AC-3, 220/240 V 1 phase conforming to IEC 60947-3
[Ie] Rated Operational Current Ac	100 A AC-21A conforming to IEC 60947-3
Short-Circuit Current	15000 A
Short-Circuit Protection	125 A cartridge fuse, type gG

Disclaimer: This documentation is not intended as a substitute for and is not to be used for determining suitability or reliability of these products for specific user applications

[Uimp] Rated Impulse Withstand Voltage	6 kV conforming to EN 947-1 6 kV conforming to IEC 947-1
Contact Operation	Slow-break
Positive Opening	With
Electrical Connection	Captive screw clamp terminals flexible, clamping capacity: 1 x 25 mm² Captive screw clamp terminals solid, clamping capacity: 1 x 35 mm²
Tightening Torque	2.5 N.m
Switching Capacity In Ma	100000 mA DC at 140 V 3 contact(s) for resistive load (T = 1 ms) 100000 mA DC at 24 V 1 contact(s) for inductive load (T = 50 ms) 100000 mA DC at 48 V 1 contact(s) for resistive load (T = 1 ms) 100000 mA DC at 48 V 2 contact(s) for inductive load (T = 50 ms) 100000 mA DC at 70 V 3 contact(s) for inductive load (T = 50 ms) 100000 mA DC at 95 V 2 contact(s) for resistive load (T = 1 ms) 115000 mA DC at 24 V 1 contact(s) for resistive load (T = 1 ms) 115000 mA DC at 48 V 2 contact(s) for resistive load (T = 1 ms) 115000 mA DC at 70 V 3 contact(s) for resistive load (T = 1 ms) 33000 mA DC at 30 V 1 contact(s) for inductive load (T = 50 ms) 33000 mA DC at 60 V 2 contact(s) for inductive load (T = 50 ms) 33000 mA DC at 90 V 3 contact(s) for inductive load (T = 50 ms)
Mechanical Durability	300000 cycles
Cad Overall Width	88 mm
Cad Overall Height	88 mm
Cad Overall Depth	128 mm
Net Weight	0.745 kg

Environment

Standards	IEC 60947-3
Product Certifications	CULus 120 V 5 hp 1 phase CULus 240 V 10 hp 1 phase CULus 240 V 20 hp 3 phases CULus 480 V 30 hp 3 phases
Protective Treatment	TC
Ambient Air Temperature For Operation	-25...55 °C
Ambient Air Temperature For Storage	-40...70 °C
Electrical Shock Protection Class	Class II conforming to IEC 60536 Class II conforming to NF C 20-030

Packing Units

Unit Type Of Package 1	PCE
Number Of Units In Package 1	1
Package 1 Height	9.8 cm
Package 1 Width	9.8 cm
Package 1 Length	23.5 cm
Package 1 Weight	883.0 g
Unit Type Of Package 2	S03
Number Of Units In Package 2	5
Package 2 Height	30.0 cm
Package 2 Width	30.0 cm
Package 2 Length	40.0 cm

Package 2 Weight	4.964 kg
------------------	----------

Contractual warranty

Warranty	18 months
----------	-----------

Sustainability

Green Premium™ label is Schneider Electric's commitment to delivering products with best-in-class environmental performance. Green Premium promises compliance with the latest regulations, transparency on environmental impacts, as well as circular and low-CO₂ products.

Guide to assessing product sustainability is a white paper that clarifies global eco-label standards and how to interpret environmental declarations.

[Learn more about Green Premium >](#)

[Guide to assess a product's sustainability >](#)

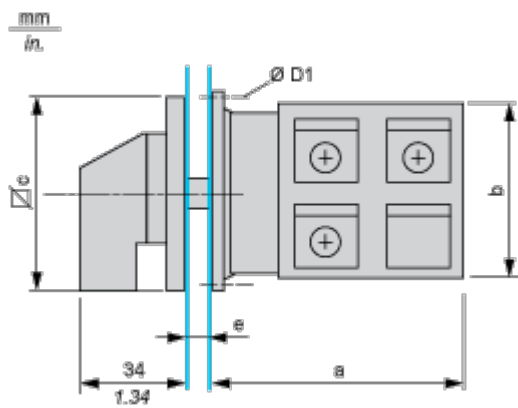
Well-being performance

✓	Reach Free Of Svhc	
✓	Toxic Heavy Metal Free	
✓	Mercury Free	
✓	Rohs Exemption Information	Yes
Reach Regulation	REACH Declaration	
Eu Rohs Directive	Pro-active compliance (Product out of EU RoHS legal scope) EU RoHS Declaration	
China Rohs Regulation	China RoHS declaration	
Weee	The product must be disposed on European Union markets following specific waste collection and never end up in rubbish bins	

Dimensions Drawings

Dimensions

Rear Mounting



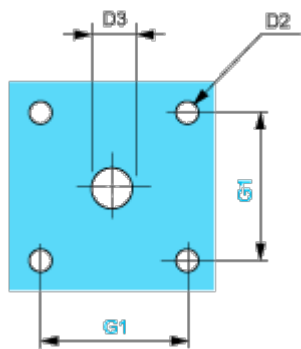
e support panel thickness 0.5 to 5.5 mm / 0.02 to 0.22 in in.

a		b		c		D1	
mm	in.	mm	in.	mm	in.	mm	in.
88	3.46	84	3.30	88	3.46	5.4	0.21

Mounting and Clearance

Panel Cut-Out

Front Mounting



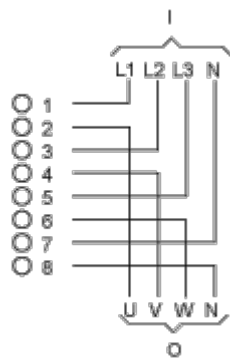
D2		D3		G1	
mm	in.	mm	in.	mm	in.
6	0.24	13	0.51	68	2.68

Technical Description

Link Positions (Factory Mounted)

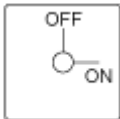
Diagram for 3 to 4-pole Switches

Select the number of poles according to the product characteristics

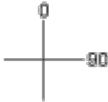


- I Input
- O Output

Marking



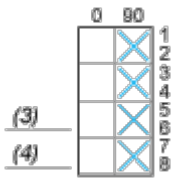
Angular Position of Switch



Switching Program

Diagram for 3 to 4-pole Switches

Select the number of poles according to the product characteristics



- (3) 3-pole
- (4) 4-pole

Convention Used for Switching Program Representation

-  Contact closed
-  Contact closed in 2 positions and maintained between the 2 positions
-  Sealed assembly for auto-maintain control
-  Overlapping contacts
-  Spring return position: for a switching angle of 90°, spring return is over 30° after the last position (for a maximum of 3 simultaneous contacts).

Example:

