

Product datasheet

Specifications



Modicon ETB - Block 16 Input Modbus TCP/IP

ETB1EM16EPP0

⚠ Discontinued on: 30 June 2021

⚠ End-of-service on: 30 June 2023

⚠ To be discontinued

Main

Range Of Product	Modicon ETB
Product Or Component Type	I/O distributed module
Number Of Input Channels	16
Module Type	Modbus TCP/IP

Complementary

Input Type	Contact
Input Logic	Positive
Maximum Delay Response	2.5 ms
Output Current	2 A per module 8 A per output
Output Protection Type	Against short-circuits
Switching Frequency	200 Hz
Short-Circuit Current	6.5 A
[Us] Rated Supply Voltage	24 V DC
Connector Type	M12
Standards	IEC 60068-2-8 IEC 60529

Environment

Ip Degree Of Protection	IP67
Ambient Air Temperature For Operation	-25...70 °C
Ambient Air Temperature For Storage	-40...85 °C
Vibration Resistance	10 gn

Packing Units

Unit Type Of Package 1	PCE
Number Of Units In Package 1	1
Package 1 Height	4.1 cm
Package 1 Width	6.2 cm
Package 1 Length	22.5 cm
Package 1 Weight	570.0 g

Disclaimer: This documentation is not intended as a substitute for and is not to be used for determining suitability or reliability of these products for specific user applications

Contractual warranty

Warranty	18 months
----------	-----------

Sustainability

Green Premium™ label is Schneider Electric’s commitment to delivering products with best-in-class environmental performance. Green Premium promises compliance with the latest regulations, transparency on environmental impacts, as well as circular and low-CO₂ products.

Guide to assessing product sustainability is a white paper that clarifies global eco-label standards and how to interpret environmental declarations.

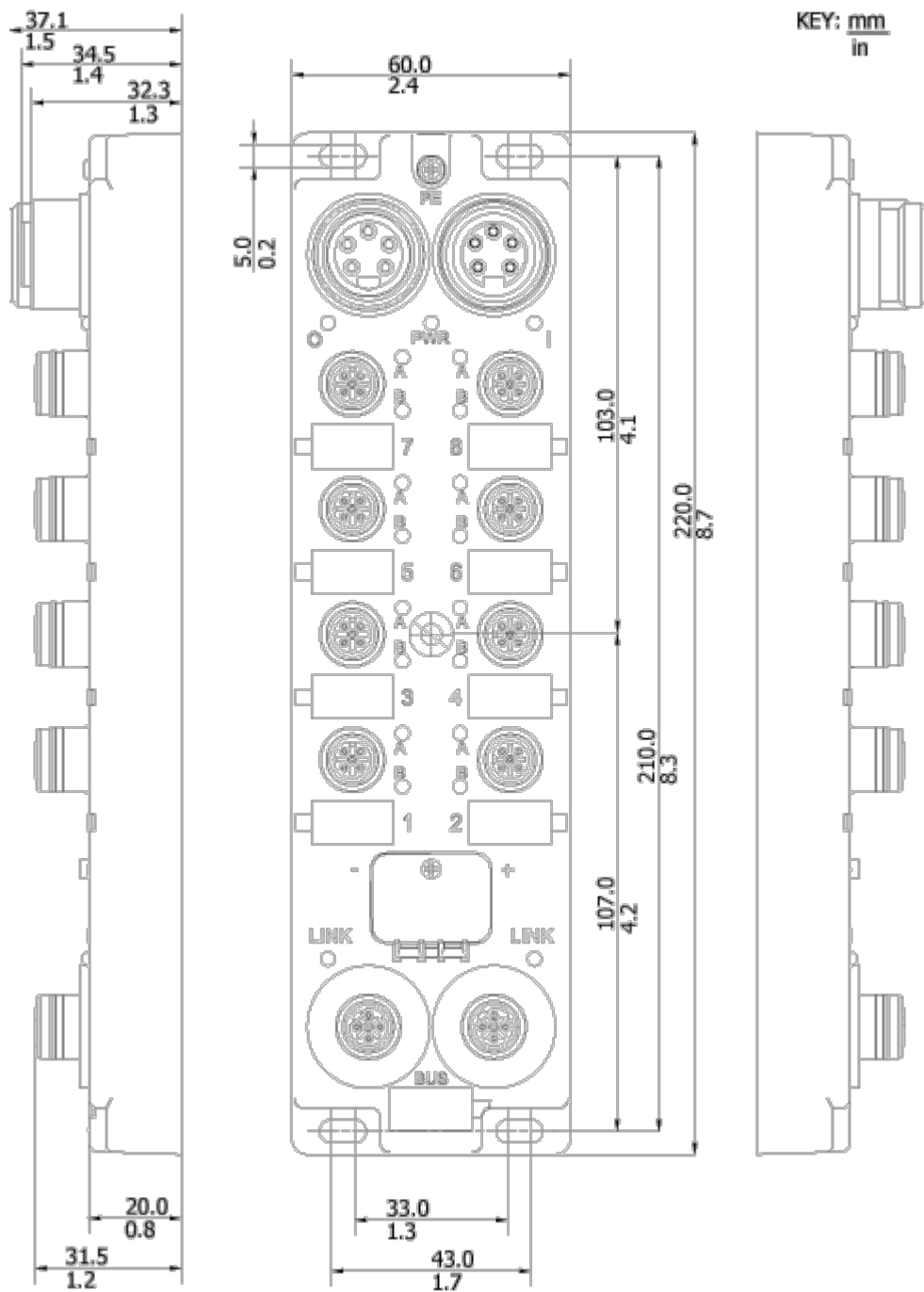
[Learn more about Green Premium >](#)

[Guide to assess a product’s sustainability >](#)

Eu Rohs Directive	Pro-active compliance (Product out of EU RoHS legal scope) EU RoHS Declaration
China Rohs Regulation	China RoHS declaration
Weee	The product must be disposed on European Union markets following specific waste collection and never end up in rubbish bins

Dimensions Drawings

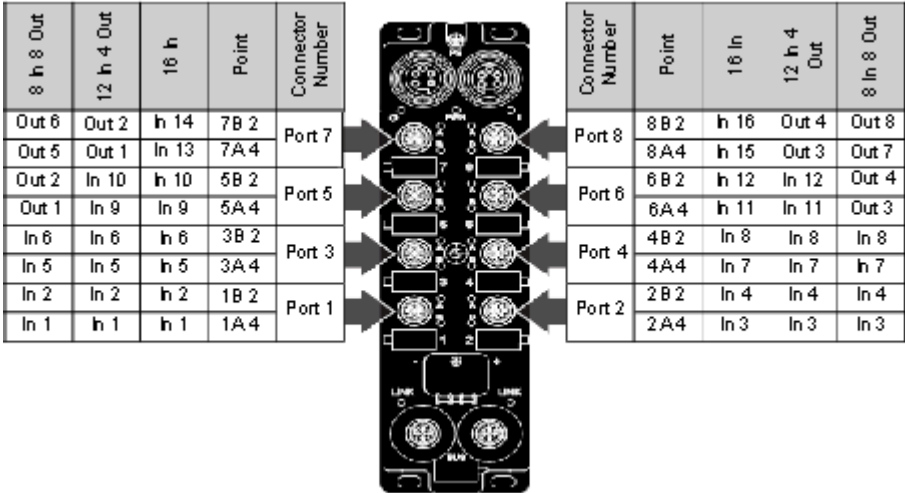
Dimensions



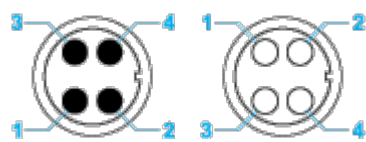
Connections and Schema

I/O Assignments

Select the number of inputs/outputs according to the product characteristics in order to get the I/O assignment.



Power Connectors



- 1 output power (24V)
- 2 module/input power (24V)
- 3 module/input power (0V)
- 4 output power (0V)

2-Input Port

IEC Wiring Diagram with 2 Sensors

