Product datasheet

Specifications

Green Premium™



rack, Modicon X80, 12 slots, Ethernet backplane, ruggedized

BMEXBP1200H

Main

Range Of Product	Modicon X80
Accessory / Separate Part Type	Ruggedized rack
Product Specific Application	For severe environments

Complementary

Number Of Slots	8 bus X + Ethernet 4 bus X
Product Compatibility	I/O module BMX processor Specific application module BMXCPS power supply BME processor
Power Consumption In W	283 mW 3.3 V DC 3.9 W 24 V DC
Electrical Connection	1 connector (XBE) expansion module
Fixing Mode	By 4 M6 screws, mounting on plate By 4 screws - diameter: 4.32…6.35 mm, mounting on panel
Current Consumption	164 mA at 24 V DC 86 mA at 3.3 V DC
Mtbf Reliability	1166108 H
Net Weight	1.377 kg

Environment

Ip Degree Of Protection	IP20
Ambient Air Temperature For Operation	-25…70 °C
Relative Humidity	5…95 % without condensation
Directives	2014/35/EU - low voltage directive 2014/30/EU - electromagnetic compatibility 2014/34/EU - ATEX directive
Product Certifications	CE UL CSA RCM EAC Merchant Navy ATEX zone 2/22 IECEx zone 2/22

Disclaimer: This documentation is not intended as a substitute for and is not to be used for determining suitability or reliability of these products for specific user applications

Standards	IEC 61131-2 IEC 61010-2-201 UL 61010-2-201 CSA C22.2 No 61010-2-201 IACS E10 IEC 61000-6-5, interface type 1 and type 2 IEC 61850-3, location G IEC 60079-0
Environmental Characteristic	Gas resistant class Gx conforming to ISA S71.04 Gas resistant class 3C4 conforming to IEC 60721-3-3 Dust resistant class 3S4 conforming to IEC 60721-3-3 Sand resistant class 3S4 conforming to IEC 60721-3-3 Salt resistant level 2 conforming to IEC 68252 Mold growth resistant class 3B2 conforming to IEC 60721-3-3 Fungal spore resistant class 3B2 conforming to IEC 60721-3-3 Hazardous location class I division 2
Protective Treatment	Conformal coating

Packing Units

Unit Type Of Package 1	PCE
Number Of Units In Package 1	1
Package 1 Height	7.000 cm
Package 1 Width	15.500 cm
Package 1 Length	56.900 cm
Package 1 Weight	1.386 kg
Unit Type Of Package 2	S04
Number Of Units In Package 2	8
Package 2 Height	30.000 cm
Package 2 Width	40.000 cm
Package 2 Length	60.000 cm
Package 2 Weight	11.990 kg

Sustainability

Green Premium™ label is Schneider Electric's commitment to delivering products with best-in-class environmental performance. Green Premium promises compliance with the latest regulations, transparency on environmental impacts, as well as circular and low-CO_2 products.

Guide to assessing product sustainability is a white paper that clarifies global eco-label standards and how to interpret environmental declarations.

Learn more about Green Premium >

Guide to assess a product's sustainability >

Transparency RoHS/REACh

Well-being performance

Mercury Free

Rohs Exemption Information	Yes

Certifications & Standards

Reach Regulation	REACh Declaration
Eu Rohs Directive	Pro-active compliance (Product out of EU RoHS legal scope)
China Rohs Regulation	China RoHS declaration
Environmental Disclosure	Product Environmental Profile
Weee	The product must be disposed on European Union markets following specific waste collection and never end up in rubbish bins
Circularity Profile	End of Life Information

Dimensions Drawings

Dimensions

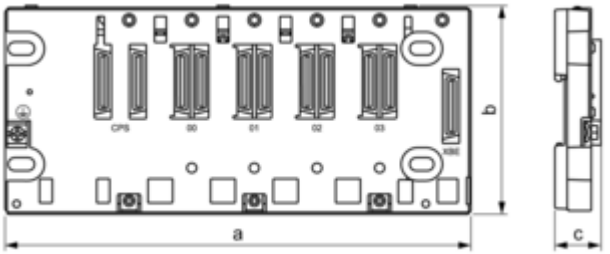

Dimensions in mm

a		b	c
Empty Rack	Rack With Extender Module Mounted		
503.2	504.38	105.11 **NOTE:** Overall height is 134.6 with a CPU mounted.	19

Dimensions in in.

a		b	c
Empty Rack	Rack With Extender Module Mounted		
19.81	19.85	4.14 **NOTE:** Overall height is 5.30 with a CPU mounted.	0.75

Mounting and Clearance

Minimum Clearance

Minimum Clearance of a typical installation in a cabinet with ducts

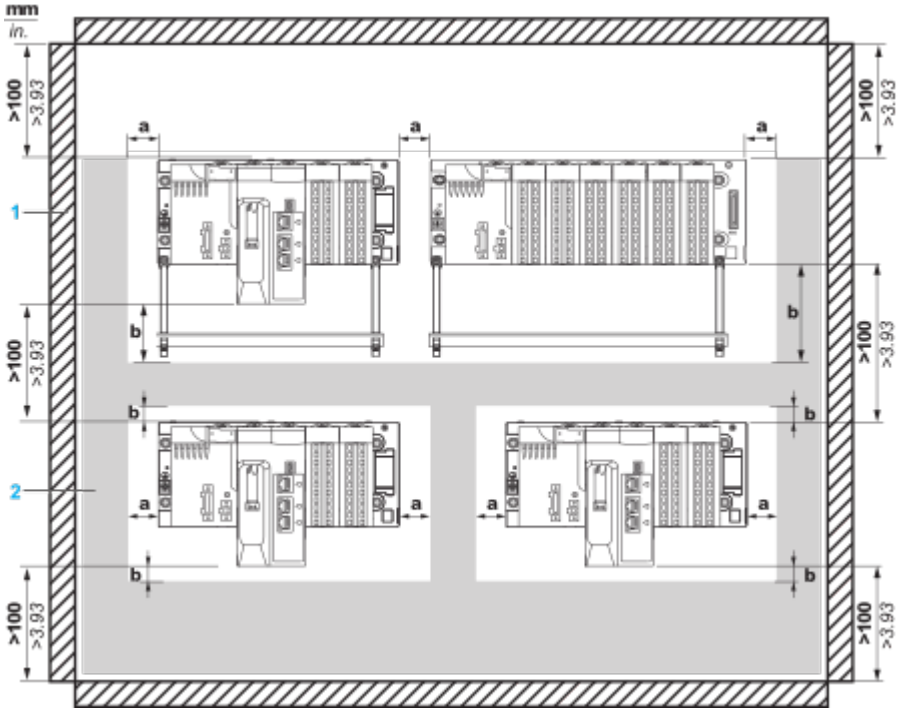

a Side clearance: > 40 mm (1.57 in.)
b Top and bottom clearance with surrounding objects: > 20 mm (0.79 in.)
1 Installation or casing
2 Wiring duct or tray

Mounting and Fastening the Rack on Panels

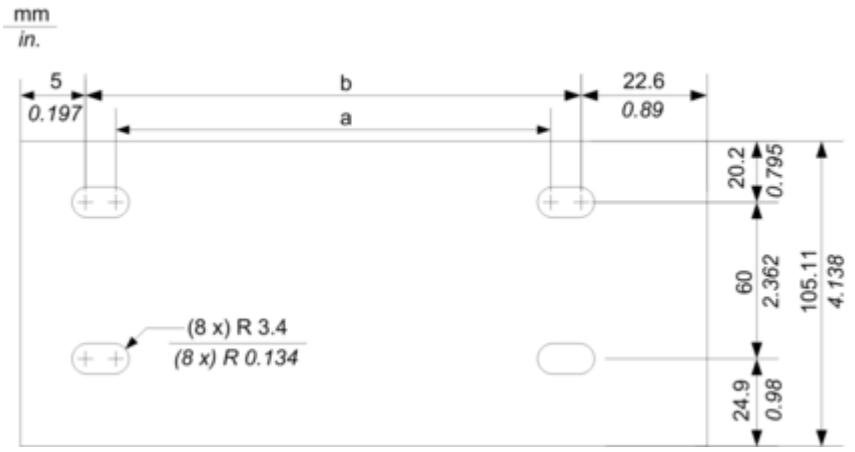

NOTE: You can use M4, M5, M6, or UNC #6 screws in the fastening holes.

Dimensions in mm

a	b
462.9	475.6

Dimensions in in.

a	b
18.22	18.72

Mounting on Telequick Grid AM1-PA and AM3-PA Mounting Grids

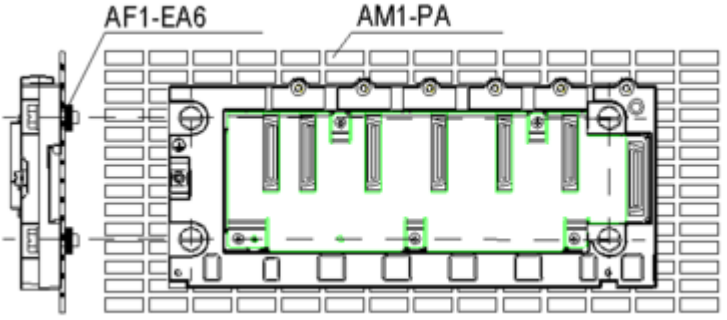

Fasten the rack with four M4, M5, M6 or UNC #6 screws